

D8T

Track-Type Tractor



Engine

Engine Model	Cat® C15 ACERT™	
Flywheel Power	231 kW	310 hp
Gross Power	259 kW	347 hp
Engine Emissions	US EPA Tier 3/EU Stage IIIA/ MLIT Step 3	

Weights

Operating Weight	38 488 kg	84,850 lb
Shipping Weight	29 553 kg	65,152 lb

Features

Cat® C15 engine with ACERT™ Technology
The Cat C15 engine delivers proven performance and reliability with reduced emissions. Meets U.S. EPA Tier 3, EU Stage IIIA and Japan MLIT Step 3 emissions regulations.

Drive Train
Electronically controlled powershift transmission, differential steering, and durable planetary final drives deliver smooth, responsive power in a variety of working conditions.

Operator Station
Ease of operation, as well as cab comfort and layout, help keep operators comfortable and more productive.

Serviceability and Customer Support
Combine easy access, modular components with the Cat dealer repair and rebuild capability ensures rapid machine repair and minimum downtime.



Contents

C15 Engine with ACERT™ Technology3

Operator Station.....4

Implement and Steering Controls5

Drive Train6

Undercarriage7

Work Tools.....8

Integrated Electronic Solutions.....9

Structures.....10

Customer Support.....10

D8T Track-Type Tractor Specifications11

D8T Standard Equipment.....14

D8T Optional Equipment.....15

The D8T is engineered to be durable and reliable in the toughest working conditions. A Cat® C15 engine provides superior performance and fuel efficiency while meeting emissions targets through ACERT™ Technology. The D8T is easy to operate and convenient to service to help achieve more productivity on the job site. And when service is needed, the D8T is backed by the outstanding support of the Cat dealer network.

C15 Engine with ACERT™ Technology

Proven, reliable, efficient

Cat C15 Engine

Performing at full-rated net power of 231 kW (310 hp) at 1,850 rpm, the large displacement and high torque rise allow the D8T to handle tough material. Matched to the high-efficiency torque divider and electronically controlled power shift transmission, it will provide years of dependable service. The C15 engine with ACERT™ Technology meets U.S. EPA Tier 3, EU Stage IIIA and Japan MLIT Step 3 emissions regulations.

ADEM™ A4 Engine Controller

Manages fuel delivery for optimal performance per liter (gallon) of fuel used. Provides flexible fuel mapping, allowing the engine to respond quickly to application needs. Monitors conditions and keeps engine operating at peak efficiency.

Fuel Delivery



The C15 features a mechanically actuated electronic unit injection system (MEUI) that excels in its ability to control injection pressure over the entire engine operating speed range. By optimizing the combustion cycle, the system contributes to reduced emissions and greater fuel efficiency.


ATAAC and Airflow

Air-to-air aftercooling keeps air intake temperatures down and, in concert with the tight tolerance combustion chamber components, maximizes fuel efficiency and minimizes emissions. Significant improvements in air flow are generated by a water-cooled turbocharger, unique cross-flow head and single overhead cam. The system provides high horsepower, with faster response time, while keeping intake temperatures low for long hours of continuous operation.

Service

Engine monitoring systems simplify maintenance and repair. Cat dealers have easy electronic diagnostic access using the Cat Electronic Technician tool.





Operator Station

Designed for operator comfort, convenience and productivity

Comfortable Operation

A comfortable operator is more focused, improving productivity and job site safety. The D8T offers a standard isolation-mounted cab to reduce noise and vibration, as well as more glass area for better visibility.

1) Steering Control

A single tiller bar controls direction and degree of turns, forward-reverse shifting and gear selection for ease of operation and operator comfort.

2) Cat Comfort Series Seat

Adjustable and designed for comfort and support.

3) Adjustable Armrests

Standard adjustable armrests provide additional operator comfort.

4) Electronic Ripper Control

Rigid mounting and finger tip controls provide firm support and positive control for tough conditions.

5) Electronic, Programmable Dozer Control

Features like blade response and blade float can be set using the Advisor panel.

6) Cat Monitoring Display System

Key machine operating information gives insight into machine operation and maintenance needs.

Implement and Steering Controls

Ease and precision for increased performance

Dozer Control Lever

A low-effort electronic dozer control handle gives the operator control of all dozer functions with one hand. Fore/aft movement of the lever lowers and raises the blade. Left/right movement directionally tilts the blade. The thumb lever at the top of the handle controls blade pitch fore and aft. Additional functions, like optional Dual Tilt, Automated Blade Assist and Auto Pitch are also controlled by buttons on the dozer control handle.

- **Dual Tilt**

Optional Dual Tilt improves load control and allows the operator to optimize the blade pitch angle for better balance and productivity.

- **Automated Blade Assist (ABA)**

Automated Blade Assist is a semi-automatic dozer control function that increases operator efficiency by automating some of the more common blade functions. The ABA system for a dual-tilt tractor includes Auto Pitch.

- **Auto Pitch**

This function allows the operator to preset blade pitch angles for optimal performance during the dozing cycle: one setting each for load, carry, spread and return.

Ripper Control

A rigidly mounted handgrip provides firm support for the operator even when ripping in the roughest terrain. The low effort thumb lever controls raising and lowering. The finger lever controls shank-in and shank-out positioning. The thumb button automatically raises the ripper. An Auto Stow button can be configured to not only raise the ripper, but shank in or out if desired.

Tiller Control System

A single lever, dual-control tiller controls machine speed, direction, and steering. The tiller allows the operator to work precisely in close areas, around structures, grade stakes, other machines and during fine grading work.



Drive Train

Smooth, responsive power in varied conditions



Drawbar Pull vs. Speed

As loads on the tractor increase, the D8T offers unmatched lugging capability and smooth shifting as the need occurs to change gears under varying loads. Drive train offers excellent runout speeds and accurate steering capability under load.

Torque Divider

A high efficiency torque divider with freewheel stator provides high torque multiplication while shielding the drive train from sudden torque shocks and vibration.

Differential Steering System

A planetary differential turns the machine by speeding up one track and slowing the other, while maintaining full power to both. The system consists of:

- Two planetary gear sets (steering and drive) make up the “dual differential,” which performs the traditional drive function (forward or reverse). Unlike competitive machines, the differential also performs a steering function with input from the steering motor.
- A third “equalizing planetary” gear set resides in the transmission case. It is connected to the dual differential, which provides a maximum speed difference between the right and left final drives during a turn.
- A dedicated variable-displacement hydraulic pump.
- A bi-directional, fixed-displacement steering motor.

Planetary Power Shift Transmission

Three speeds forward and three speeds reverse, utilizing large diameter, high capacity, oil-cooled clutches.

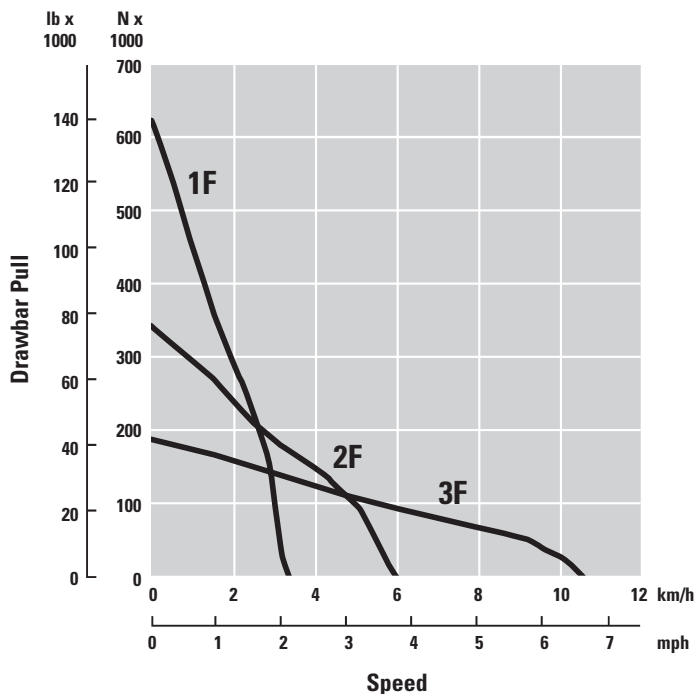
- Modulation system permits fast speed and direction changes.
- Modular transmission and differential slide into rear case for servicing ease, even with ripper installed.
- Oil-to-water cooler for maximum cooling capacity.
- Forced oil flow lubricates and cools clutch packs to provide maximum clutch life.

Elevated Final Drives

Isolated from ground and equipment induced impact loads for extended power train life.

- Crown-shaved drive gears provide smooth, quiet, low maintenance operation.
- Splash lubrication and Duo-Cone® Seals extend service life.

Power Shift with Differential Steer





Undercarriage

Designed for optimized machine balance and performance

The D8T features the Cat elevated sprocket design with a suspended undercarriage. Implement shock loads are transferred to the mainframe to isolate final drives, axles and steering components from harsh impacts and provide smoother ride. Bogie suspension provides additional traction and stability, especially on slopes or in uneven terrain. Traction, flotation and machine balance are improved in heavy dozing and drawbar applications because more track is located toward the back of the machine. These benefits translate into higher production and longer component life.

Standard Undercarriage

Standard Undercarriage with Positive Pin Retention (PPR) track is the standard factory undercarriage. It is recommended for high impact, waste and heavy packing applications. PPR track features the exclusive Cat design that locks the link to the pin for better track joint life. All Cat undercarriage components are designed for balanced wear life in a variety of applications.

SystemOne™ Undercarriage

Optional SystemOne™ undercarriage can help reduce total undercarriage owning and operating costs in high bushing wear applications. SystemOne track features lifetime sealed and lubricated cartridges with rotating bushings. This eliminates bushing turns, and sprocket segment wear is matched to the life of the chain. All SystemOne undercarriage components are designed to work and wear as a system.

Track Shoes

Choose Moderate Service, Extreme Service or Super Extreme Service track shoes to help optimize the machine based its most frequent applications. The proper track shoes help reduce impact and wear for optimal undercarriage life – especially in high impact or highly abrasive conditions.



Work Tools

Flexibility to match the machine to the job

Bulldozers

Blades are made of high tensile strength steel to stand up to the most severe applications. Heavy moldboard construction and bolt-on cutting edges and end bits add strength and durability. Specialized blades are also available for coal and woodchip stockpile applications.

Rippers

Single and multi-shank rippers are made to penetrate tough material fast and rip thoroughly for use in a variety of materials.

Single-Shank Ripper

Operator can adjust the shank depth from the seat using an optional single shank pin puller. Heat-treated spacer bars in the ripper carriage extend pocket life and reduce shank notching. Large one-piece shank is available in deep rip configuration.

Multi-Shank Ripper

Tailors the tractor to the material by using one, two or three shanks.

Rear Counterweights

Provide proper tractor balance to maximize dozing production. Recommended if not equipped with any other rear attachment.

Winches

For options contact your Cat dealer.

Integrated Electronic Solutions

Cat technology offers new opportunities for efficiency and profitability

Grade Control Ready Standard

Grade Control systems can dramatically improve machine productivity, efficiency and material utilization, as well as reduce survey and total operating costs. The D8T comes from the factory Grade Control Ready, complete with core system components, wiring and mounting points. System installation is quick and easy, using a factory kit or field retrofit. Grade Control Ready supports both blade-mounted dual GPS and cab-mounted single GPS receiver systems. Both utilize global positioning satellites for blade or track positioning information, along with on-board electronic site plans for precise grade and slope control.

Blade Mounted Dual GPS

The blade-mounted design of AccuGrade Dual GPS systems gives accurate positioning information of the blade cutting edge. On-board electronic site plans compare blade position relative to the design plan. Operators can choose between indicate-only manual control or automatic control.

Indicate-only manual control delivers correction information for the operator to control the blade manually, using visual cues for vertical and horizontal guidance to achieve the desired grade.

In automatic control, AccuGrade delivers correction information directly to the electro-hydraulic control system to automatically drive the blade to the desired design grade.

Cab-Mounted Single GPS

AccuGrade Cab-Mounted Single GPS systems compare track position relative to the design plan. The operator receives correction information to control the blade manually. This system is better suited for bulk earthworks or course/rough grading. The Computer Aided Earthmoving System directs operators where to cut and fill in real-time.

Cat Product Link*

Cat Product Link allows remote monitoring of equipment to improve overall fleet-management effectiveness. Product Link is deeply integrated into machine systems. Events and diagnostic codes, as well as hours, fuel, idle time and other detailed information are transmitted to a secure web based application, VisionLink™. VisionLink includes powerful tools to convey information to users and dealers, including mapping, working and idle time, fuel level and more.

**Product Link licensing not available in all areas.
Please consult your Cat dealer for availability.*



Structures

Engineered for maximum production and service life



The D8T mainframe is built industry-leading tough – heavy steel castings, full box section frame rails and continuous rolled sections on top and bottom frame rails provide the strength to absorb high impact shock loads and twisting forces.

The D8T pivot shaft runs through the mainframe and connects to the roller frames, allowing independent oscillation. The full-length pivot shaft distributes impact loads throughout the case, reducing the bending stress on the case.

The Tag-Link brings the blade closer to the machine for more precise dozing and load control. The design provides solid lateral stability and better cylinder positions for constant break out force, independent of blade height.

Second Life

Major structures and components are built to be rebuilt, reducing waste and replacement costs.

Customer Support

Renowned dealer service

From helping you choose the right machine to ongoing support, your Cat dealer provides the best in sales and service. Manage your costs with preventive maintenance programs like Custom Track Service, S•O•SSM analysis, and guaranteed maintenance contracts. Stay productive with best-in-class parts availability. Your Cat dealer can even help with operator training to help you boost your profits.

And when it's time for machine replacement, your Cat dealer can help you save even more with Genuine Cat Remanufactured parts. Receive the same warranty and reliability as new products at cost savings of 40 to 70 percent for power train and hydraulic components.



D8T Track-Type Tractor Specifications

Engine

Engine Model	Cat® C15 ACERT™	
Flywheel Power	231 kW	310 hp
Gross Power	259 kW	347 hp
Gross Power ISO 14396	248 kW	333 hp
Net Power – Caterpillar	231 kW	310 hp
Net Power – ISO 9249	231 kW	310 hp
Net Power – SAE J1349	229 kW	307 hp
Net Power – EU 80/1269	231 kW	310 hp
Net Power – DIN 70020	322 PS	
Bore	137 mm	5.4 in
Stroke	172 mm	6.75 in
Displacement	15.2 L	928 in ³
Engine Emissions	US EPA Tier 3/ EU Stage IIIA/ MLIT Step 3	

- Engine ratings apply at 1,850 rpm.
- Net power advertised is the power available at the flywheel when the engine is equipped with fan, air cleaner, muffler, and alternator.
- No derating required up to 3658 m (12,000 ft) altitude, beyond 3658 m (12,000 ft) automatic derating occurs.

Service Refill Capacities

Fuel Tank	643 L	170 gal
Cooling System	77 L	20.3 gal
Engine Crankcase*	38 L	10 gal
Power Train	155 L	41 gal
Final Drives (each)	12.5 L	3.3 gal
Roller Frames (each)	65 L	17.2 gal
Pivot Shaft Compartment	40 L	10.6 gal

* With oil filters.

Weights

Operating Weight	38 488 kg	84,850 lb
Shipping Weight	29 553 kg	65,152 lb
<ul style="list-style-type: none"> • Operating Weight: Includes hydraulic controls, blade tilt cylinder, coolant, lubricants, 100% fuel, ROPS, FOPS cab, SU-Blade, Single-Shank Ripper, 610 mm (24 in) MS shoes, and operator. • Shipping Weight: Includes coolant, lubricants, 20% fuel, ROPS, FOPS cab, and 610 mm (24 in) MS shoes. 		

Undercarriage

Shoe Type	Moderate Service	
Width of Shoe	610 mm	24 in
Shoes/Side	44	
Grouser Height	78 mm	3 in
Pitch	216 mm	8.5 in
Ground Clearance	618 mm	24.3 in
Track Gauge	2082 mm	82 in
Length of Track on Ground	3207 mm	10 ft 6 in
Ground Contact Area	3.9 m ²	6,048 in ²
Track Rollers/Side	8	
Number of Carrier Rollers	1 per side (optional)	

- Positive Pin Retention Track.

Hydraulic Controls

Pump Type	Piston-type, Variable displacement	
Pump Output (Steering)	276 L/min	73 gal/min
Pump Output (Implement)	226 L/min	60 gal/min
Tilt Cylinder Rod End Flow	130 L/min	34 gal/min
Tilt Cylinder Head End Flow	170 L/min	45 gal/min
Bulldozer Relief Valve Setting	24 100 kPa	3,500 psi
Tilt Cylinder Relief Valve Setting	24 100 kPa	3,500 psi
Ripper (Lift) Relief Valve Setting	24 100 kPa	3,500 psi
Ripper (Pitch) Relief Valve Setting	24 100 kPa	3,500 psi
Steering	39 200 kPa	5,700 psi

- Steering Pump output measured at 2,300 rpm and 30 000 kPa (4,351 psi).
- Implement Pump output measured at 1,850 rpm and 6895 kPa (1,000 psi).
- Electro-hydraulic pilot valve assists operations of ripper and dozer controls. Standard hydraulic systems includes four valves.
- Complete system consists of pump, tank with filter, oil cooler, valves, lines, linkage and control levers.

Transmission

1 Forward	3.4 km/h	2.1 mph
2 Forward	6.1 km/h	3.8 mph
3 Forward	10.6 km/h	6.6 mph
1 Reverse	4.5 km/h	2.8 mph
2 Reverse	8 km/h	5 mph
3 Reverse	14.2 km/h	8.8 mph
1 Forward – Drawbar Pull (1000)	618.5 N	139 lbf
2 Forward – Drawbar Pull (1000)	338.2 N	76 lbf
3 Forward – Drawbar Pull (1000)	186.9 N	42 lbf

D8T Track-Type Tractor Specifications

Blades

Type	8SU	
Capacity (SAE J1265)	8.7 m ³	11.4 yd ³
Width (over end bits)	3940 mm	12 ft 11 in
Height	1690 mm	5 ft 6 in
Digging Depth	575 mm	22.6 in
Ground Clearance	1225 mm	48.2 in
Maximum Tilt	883 mm	34.8 in
Weight* (without hydraulic controls)	4789 kg	10,557 lb
Total Operating Weight** (with Blade and Single-Shank Ripper)	38 488 kg	84,850 lb
Type	8U	
Capacity (SAE J1265)	11.7 m ³	15.3 yd ³
Width (over end bits)	4267 mm	14 ft
Height	1740 mm	5 ft 9 in
Digging Depth	575 mm	22.6 in
Ground Clearance	618 mm	24.3 in
Maximum Tilt	954 mm	37.5 in
Weight* (without hydraulic controls)	5352 kg	11,800 lb
Total Operating Weight** (with Blade and Single-Shank Ripper)	39 051 kg	86,093 lb
Type	8A, Angle and Straight	
Capacity	4.7 m ³	6.1 yd ³
Width (over end bits)	4990 mm	16 ft 4 in
Height	1174 mm	3 ft 10 in
Digging Depth	628 mm	24.7 in
Ground Clearance	1308 mm	51.5 in
Maximum Tilt	729 mm	28.7 in
Weight* (without hydraulic controls)	5459 kg	12,035 lb
Total Operating Weight** (with Blade and Single-Shank Ripper)	39 158 kg	86,328 lb

*Includes blade tilt cylinder.

**Operating Weight: Includes hydraulic controls, blade tilt cylinder, coolant, lubricants, 100% fuel, ROPS, FOPS cab, Blade, Single-Shank Ripper, 560 mm (22 in) MS shoes, and operator.

Rippers

Type	Single-Shank, Adjustable Parallelogram	
Added Length	1692 mm	5 ft 7 in
Number of Pockets	1	
Maximum Clearance Raised (under tip, pinned in bottom hole)	636 mm	25 in
Maximum Penetration (standard tip)	1130 mm	44.4 in
Maximum Penetration Force (shank vertical)	127.3 kN	28,620 lb
Pry out Force	222.7 kN	50,070 lb
Weight (without hydraulic controls)	4085 kg	9,005 lb
Total Operating Weight* (with SU-Blade and Ripper)	38 488 kg	84,850 lb
Type	Multi-Shank, Adjustable Parallelogram	
Number of Pockets	3	
Added Length	1598 mm	5 ft 3 in
Overall Beam Width	2464 mm	97 in
Maximum Clearance Raised (under tip, pinned in bottom hole)	593 mm	23.35 in
Maximum Penetration (standard tip)	780 mm	30.7 in
Maximum Penetration Force (shank vertical)	124.2 kN	27,920 lb
Pry out Force (Multi-Shank Ripper with one tooth)	227.9 kN	51,230 lb
Weight (one shank, without hydraulic controls)	4877 kg	10,752 lb
Additional Shank	332 kg	732 lb
Total Operating Weight** (with SU-Blade and Ripper)	39 280 kg	86,597 lb

*Total Operating Weight: Includes hydraulic controls, blade tilt cylinder, coolant, lubricants, 100% fuel, ROPS, FOPS cab, SU-Blade, Ripper, 610 mm (24 in) MS shoes, and operator.

**Total Operating Weight: Includes hydraulic controls, blade tilt cylinder, coolant, lubricants, 100% fuel, ROPS, FOPS cab, SU-Blade, Multi Shank Ripper, 610 mm (24 in) MS shoes, and operator.

Winches

Winch Model	PA140VS	
Weight*	1790 kg	3,947 lb
Oil Capacity	15 L	4 gal
Increased Tractor Length	563 mm	22.2 in
Winch Case Width	1160 mm	45.6 in
Drum Width	320 mm	12.6 in
Flange Diameter	457 mm	18 in

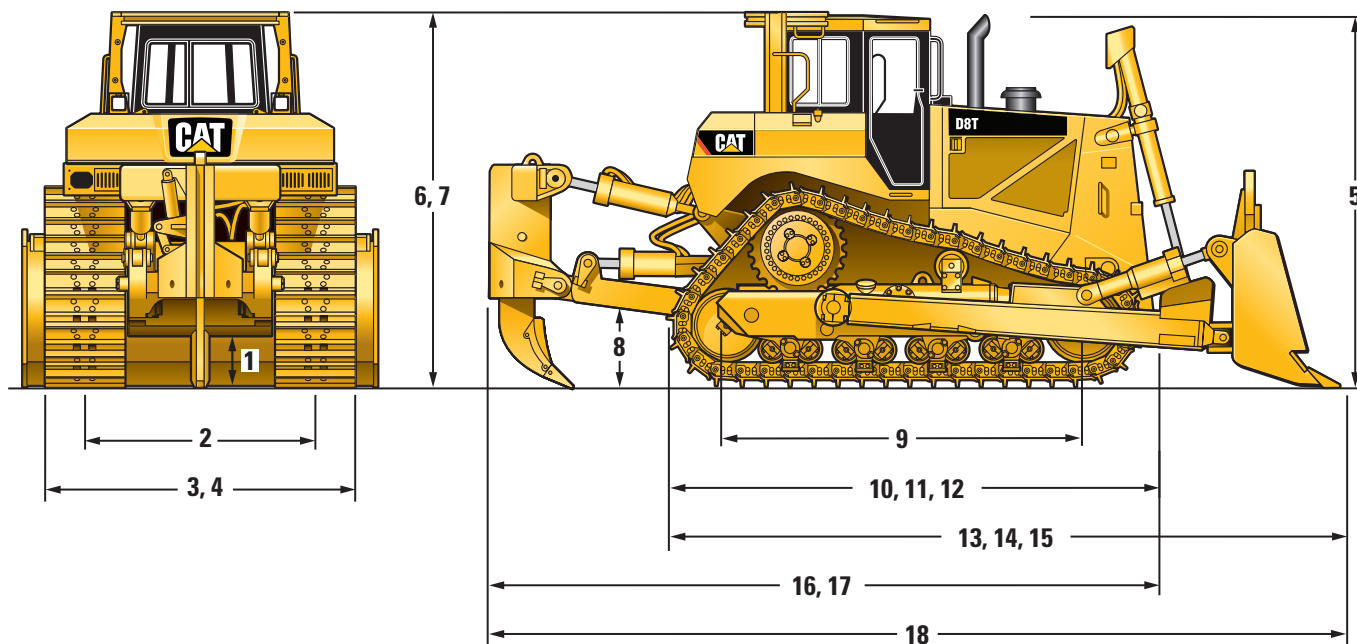
• Variable speed, hydraulically driven, dual braking system, three roller fairlead.

* Weight: Includes pump and operator controls.

Standards

- ROPS (Rollover Protective Structure) offered by Caterpillar for the machine meets ROPS criteria SAE J1040 MAY94, ISO 3471:1994.
- FOPS (Falling Object Protective Structure) meets SAE J/ISO 3449 APR98 Level II, and ISO 3449:1992 Level II.
- Operator sound exposure Leq (equivalent sound pressure level) measured according to the work cycle procedures specified in ANSI/SAE J1166 OCT98 is 80 dB(A), for cab offered by Caterpillar, when properly installed and maintained and tested with the doors and windows closed.
- Hearing protection may be needed when operating with an open operator station and cab (when not properly maintained or doors/windows open) for extended periods or in noisy environment.
- The exterior sound pressure level for the standard machine measured at a distance of 15 m (16.4 yd) according to the test procedures specified in SAE J88 APR95, mid-gear-moving operation, is 84 dB(A).

Dimensions



1 Ground Clearance	618 mm	24.3 in
2 Track Gauge	2080 mm	6.82 ft
3 Width without Trunnions (Standard Shoe)	2743 mm	9 ft
4 Width Over Trunnions	3057 mm	10 ft
5 Height (Top of Stack)	3448 mm	11.31 ft
6 Height (FOPS Cab)	3456 mm	11.34 ft
7 Height (ROPS/Canopy)	3461 mm	11.35 ft
8 Drawbar Height (Center of Clevis)	708 mm	27.87 in
9 Length of Track on Ground	3207 mm	10.52 ft
10 Overall Length Basic Tractor	4641 mm	15.23 ft
11 Length Basic Tractor with Drawbar	4998 mm	16.4 ft
12 Length Basic Tractor with Winch	5275 mm	17.31 ft
13 Length with SU-blade	6091 mm	20 ft
14 Length with U-blade	6434 mm	21.1 ft
15 Length with A-blade	6278 mm	20.6 ft
16 Length with Single-Shank Ripper	6422 mm	21 ft
17 Length with Multi-Shank Ripper	6344 mm	20.81 ft
18 Overall Length (SU Blade/SS Ripper)	7872 mm	25.83 ft

D8T Standard Equipment

Standard equipment may vary. Consult your Cat dealer for details.

POWER TRAIN

C15 ACERT diesel engine with EUI
(Electronic Unit Injection)
24-volt electric start
Advanced modular cooling system
Aftercooler, air-to-air (ATAAC)
Air filter, with electronic service indicator
Coolant, extended life
Fan, suction, hydraulically driven
Fast Fuel System
Fuel priming pump, electric
Muffler
Parking brake, electronic
Pre-cleaner, stratta-tube dust ejector
Prescreener
Shift management
– Automatic directional and downshift
– Controlled-throttle, load-compensated
Starting aid, automatic ether
Torque divider
Transmission control module, electronic
Transmission, electronically-controlled
– Powershift, 3F/3R speed
Four planet, double-reduction
– Planetary final drives
Transmission control module, electronic
Turbocharger, wastegate
Water separator

UNDERCARRIAGE

Rollers and idlers, lifetime lubricated
Sprocket rim segments, replaceable
Suspension-type undercarriage,
8-roller tubular track roller frame
(Carrier roller ready)
Track adjusters, hydraulic
Track guides
610 mm (24 in) PPR moderate service
grouser with sealed and lubricated track
(44 section)
Two-piece master link

HYDRAULICS

Hydraulics, independent steering
and work tool pumps
Hydraulics, electronically controlled,
load-sensing dozer lift and tilt

STARTERS, BATTERIES AND ALTERNATORS

Alternator, 150 amp
Batteries, heavy duty
Starting receptacle, auxiliary

ELECTRICAL

Alarm, back-up
Converter, 24V to 12V
Diagnostic connector
Horn, forward warning

OPERATOR ENVIRONMENT

Armrest, adjustable
Advisor operator interface:
– Electronic monitoring system
– Diagnostic service information
– Operator preferences
Cab, ROPS, FOPS, sound suppressed
Deactivation switch, hydraulic controls
Decelerator pedal
Governor switch, electronic
Heater and ventilation
Mirror, rearview
Radio-ready
Seat, cloth, air suspension
Seatbelt, retractable
Steering control, twist tiller with touch shift
Wipers, intermittent

OTHER STANDARD EQUIPMENT

CD ROM Parts Book
Ecology drain – Engine oil, coolant,
hydraulic oil, torque converter, fuel tank,
power train case and transmission
Engine enclosures
Equalizer bar, pinned
Front pull device
Guards, bottom hinged
Grade control ready
Heater, engine coolant
Radiator, hinged fan blast deflector
HVAC box – corrosive resistant
Mounting, Lift Cylinders
Oil cooler, hydraulic
Product Link ready
S•O•SSM sampling ports
Steering, electronically-controlled
power differential
Vandalism protection for fluid compartments

Optional equipment may vary. Consult your Cat dealer for details.

ELECTRICAL

Light, ripper
Lights, supplemental:
6 Halogen
8 HID high-mount for waste application
10 Halogen
10 Halogen high-mount for waste application
Warning, strobe
Switch, disconnect, remote mounted
WAVS single rear vision camera
AccuGrade ARO
CAES ARO

GUARDS

Fan, debris
Final drive and seals
Fuel tank
Idler seals
Pivot shaft seal
Radiator, heavy-duty, hinged
Rear tractor
Screen, rear
Sweeps
Track roller
Transmission
Undercarriage

UNDERCARRIAGE

Undercarriage PPR
Non-suspended
Tracks, Pair, Sealed and Lubricated
(Standard arrangement):
607 mm (24 in) Extreme and Moderate Service
660 mm (26 in) Extreme and Moderate Service
711 mm (28 in) Extreme and Moderate Service
Undercarriage SystemOne™
610 mm (24 in) Extreme and Super Extreme Service
660 mm (26 in) Extreme and Super Extreme Service
711 mm (28 in) Extreme and Super Extreme Service
Roller Options
Carrier rollers (one per side)
Seals, arctic idler/roller

POWER TRAIN

Fan, reversible
Pre-cleaner, turbine
Prelube, engine, automatic
Quick oil change system
Radiator, high ambient

OPERATOR ENVIRONMENT

Air conditioner, under-hood mounted
Air conditioner, fender mounted
Air conditioner, ROPS mounted
Canopy
Enhanced cab
Glass, Ultra-strength up to 275 kPa (40 psi)
Operators Arrangement
(gives additional comfort for smaller operators)
Seat, vinyl

SPECIAL ARRANGEMENTS

Hydraulic implement towing arrangement,
Low Ground Pressure arrangement, Waste
Handling arrangement and Woodchip
arrangement, in addition to other optional
attachments are available from the factory.
Contact your dealer for availability.

BULLDOZER ATTACHMENTS

AccuGrade GPS attachment
ready installation
(provides hydraulics, electrical, and
blade mount for system)
Dual tilt cylinders
8SU Blade, with rock guard and wear plate
8SU Blade, with push plate
8U Blade, with rock guard
Trunnion cover, (replaces trunnions)

RIPPERS

Single-Shank* – Standard depth
Single-Shank* – Deep ripping
Multi-Shank* (includes one tooth)
Ripper attachments:
Additional tooth (for multi-shank ripper)
Pin Puller, hydraulic

OTHER ATTACHMENTS

Counterweights*:
Front mounted
Rear mounted
Drawbar, rigid
Parts book, paper
Starting aids
Striker bars, front and rear
Winch*+

* A rear attachment and/or counterweight
is recommended for improved
performance and balance.

+ A rear screen is recommended for
operator protection when fitted with
winch option.

D8T Track-Type Tractor

For more complete information on Cat products, dealer services, and industry solutions, visit us on the web at **www.cat.com**

© 2010 Caterpillar Inc.
All rights reserved

Materials and specifications are subject to change without notice. Featured machines in photos may include additional equipment. See your Cat dealer for available options.

CAT, CATERPILLAR, SAFETY.CAT.COM, their respective logos, "Caterpillar Yellow" and the "Power Edge" trade dress, as well as corporate and product identity used herein, are trademarks of Caterpillar and may not be used without permission.

AEHQ6027 (08-2010)

Replaces AEHQ5590-01

